



District Report Card: 2017


State: Jammu And Kashmir	District: Ramban
Class: 8	Subject: Mathematics
Schools: 51	Students: 942


Participation/Coverage


Students

<div>GENDER</div> <div></div>	Boys				Girls			
	Number		%		Number		%	
	442		46.92		500		53.08	

<div>AREA</div> <div></div>	Rural				Urban			
	Number		%		Number		%	
	929		98.62		13		1.38	

<div>CATEGORY</div> <div></div>	SC		ST		OBC		GEN	
	Number	%	Number	%	Number	%	Number	%
	87	9.24	75	7.96	47	4.99	733	77.81

<div>CWSN</div> <div></div>	LD	VI	HI	S&LD	ID	Oth
	4	4	3	1	0	30

<div>Management</div> <div></div>	Government			Government-aided		
	Number		%	Number		%
	942		100.00	0		0.00

Average Performance of Students in Mathematics (%)

Overall	Gender		Area		Management		Social Group			
	Male	Female	Rural	Urban	Govt.	Aided	SC	ST	OBC	GEN
39.57	39.19	39.91	39.10	72.82	39.57	0.00	38.24	37.60	36.88	40.10

Performance on Learning Outcomes (LOs)

Learning Outcomes	Description	Average Performance(%)
M601	Solves problems involving large numbers by applying appropriate operations	46.74
M606	Solves problems on daily life situations involving addition and subtraction of fractions / decimals	46.11
M620	Finds out the perimeter and area of rectangular objects in the surroundings like floor of the class room, surfaces of a chalk box etc.	41.99
M621	Arranges given/collected information in the form of table, pictograph and bar graph and interprets them	30.95
M702	Interprets the division and multiplication of fractions	33.55
M705	Solves problems related to daily life situations involving rational numbers	52.76
M706	Uses exponential form of numbers to simplify problems involving multiplication and division of large numbers	35.12
M707	Adds/subtracts algebraic expressions	40.87
M710	Solves problems related to conversion of percentage to fraction and decimal and vice versa	32.76
M717	Finds out approximate area of closed shapes by using unit square grid/graph sheet	29.47
M719	Finds various representative values for simple data from her/his daily life contexts like mean, median and mode	53.56
M721	Interprets data using bar graph	44.33
M801	Generalizes properties of addition, subtraction, multiplication and division of rational numbers through patterns	31.91
M802	Finds rational numbers between two given rational numbers	45.61
M803	Proves divisibility rules of 2, 3, 4, 5, 6, 9 and 11	41.68
M804	Finds squares, cubes, square roots and cube roots of numbers using different methods	36.62
M808	Uses various algebraic identities in solving problems of daily life	35.12
M812	Verifies properties of parallelogram and establishes the relationship between them through reasoning	26.61
M818	Finds surface area and volume of cuboidal and cylindrical object	30.41
M819	Draws and interprets bar charts and pie charts	39.60

Range of Performance of Students who Answered Correctly							
Below 30%		30% - 50%		50% - 75%		Above 75%	
Number	%	Number	%	Number	%	Number	%
355	37.69	327	34.71	199	21.13	61	6.48

Lowest Performing Learning Outcomes (LOs)

- 1 - Verifies properties of parallelogram and establishes the relationship between them through reasoning (26.61)
- 2 - Finds out approximate area of closed shapes by using unit square grid/graph sheet (29.47)
- 3 - Finds surface area and volume of cuboidal and cylindrical object (30.41)

- 4 - Arranges given/collected information in the form of table, pictograph and bar graph and interprets them (30.95)
- 5 - Generalizes properties of addition, subtraction, multiplication and division of rational numbers through patterns (31.91)